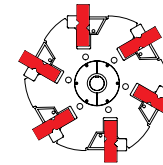


Model	TPH	kW	mm	mm	Kg	Un
ICR-S Tauro 10	50 - 70	45 - 75	480 x 740	0 - 250	7150	4
ICR-S Tauro 15	70 - 100	75 - 90	580 x 740	0 - 300	9000	4
ICR-S Tauro 25	125 - 150	110 - 132	580 x 740	0 - 300	12700	6
ICR-S Tauro 30	180 - 200	160 - 200	580 x 1410	0 - 350	14750	4+4
ICR-S Tauro 50	250 - 350	250 - 315	580 x 1410	0 - 350	19400	6+6

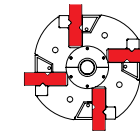
Production
 Power
 Feed opening
 Feed size
 Weight
 Blow Bars

**THE LOWEST WEAR
COST PER TON**
Heavy duty parts to deal
with the hardest stones


CR 50 / 350 TPH
HARD & ABRASIVE STONE
HIGH PRODUCTIVITY



ICR-S Tauro 25 / 50



ICR-S Tauro 10 / 15 / 30



IMPROVE YOUR PERFORMANCE

ALL OUR WEAR PARTS ARE AVAILABLE IN:

High Chrome / Xwin / Neox / Martensitic / Manganese

