




INSTALLATION DE LAVAGE

WP




MAXIMISEZ VOTRE RENTABILITE

Améliorer vos bénéfices en éliminant la perte de fines de qualité
Nous disposons d'hydrocyclones, rouelles de lavage et trommels



INSTALLATION DE LAVAGE

WP-GH



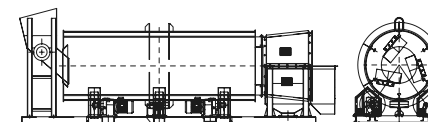
Model	TPH	KW	Kg
WP-GH 418E	40	18	2800
WP-GH 524E	60	35	3500
WP-GH 630E	75	40	3900
WP-GH 836E	100	51	5200
WP-GH 1030E	150	98	6100

Production
 Power
 Weight



INSTALLATION DE LAVAGE

WP-TL



Model	mm	TPH	kW	mm	Kg
WP-TL 06x2	600	5	1,1 (1)	60	850
WP-TL 11x3	1100	25	4 (1)	110	1850
WP-TL 14x4	1400	50	11 (2)	150	4500
WP-TL 16x4	1600	75	15 (2)	170	6400
WP-TL 18x5	1800	100	22 (2)	190	8200
WP-TL 20x6	2000	150	33 (3)	200	11200
WP-TL 22x7	2200	200	44 (4)	200	16100
WP-TL 25x8	2500	300	74 (4)	200	21300
WP-TL 29x9	2900	450	111 (6)	200	31900

Diameter
 Production
 Power
 Feed size
 Unladen weight



Carretera Alamús, s/n, E-25221
Els Alamús, Lleida, Spain.



Apartado de correos 352,
E-25080, Lleida, Spain.



Tel. +34 973 199 163
Fax. +34 973 199 190



www.arja.com
arja@arja.com